

# ***BOOK INFO***

Subject	CRAFTY RHYMES
Title	Crafty Rhymes Book A
Publisher	Book Centre Lahore
Pages	32
Sizes	A4
Printing	4 Color
Compiled By	Fizzah Abid Warris
1st Edition	2016
ISBN	978-969-584-183-9
Price	<a href="http://www.bookcentre.pk/Price_List.pdf">http://www.bookcentre.pk/Price_List.pdf</a>

## Preface

Traditional nursery rhymes have always been taught to invoke imagination and phonics. Poems like Humpty Dumpty, Twinkle Twinkle Little Stars, Baa Baa Black Sheep, etc., etc. have played a vital role in teaching English language to young learners.

Young minds are not only exploring but they are also learning at the same time. It is important to guide children and encourage them to use their hands, eyes and fingers together. Building small items will not only increase their hand, eye coordination but also boost their confidence and feeling of accomplishment. These days children are attracted towards different colourful T.V. channels and fascinating computers and tabs. It is imperative to make attractive, interesting and eye-catching books.

**Crafty Rhymes** is a series of three books for pre-schools. Nursery rhymes have been crafted keeping day-to-day life in mind and they have been made more interesting by giving relevant creative activities.

**Crafty Rhymes** stretches child's imagination, and creative ideas in this series will not only improve the knowledge and skill but also provide an approach towards a better observant in practical life.


**Fizzah Abid Warris**  
14th November, 2015

## Contents

Sr. No.	PARTICULAR	Page No.
1	The Five Baby Elephants	4
2	Bake A Cake	6
3	A Colourful World	8
4	Tell Me A Story	10
5	My Daddy	12
6	The Animals' Song	14
7	A Puff Puff Train	16
8	My Toy Bank	18
9	A Clever Mouse	20
10	A Butterfly	22
11	The Pill	24
12	My Dream	26
13	Peek-A-Boo	28
14	The Crawling Ants	30
15	Where Is My Ball	32

# The FIVE BABY ELEPHANTS

Five baby elephants,  
Go for a ride.  
Five baby elephants,  
Up and down, they slide,  
Five baby elephants run and  
hide,  
Let's count them,  
1 2 3 4 5.

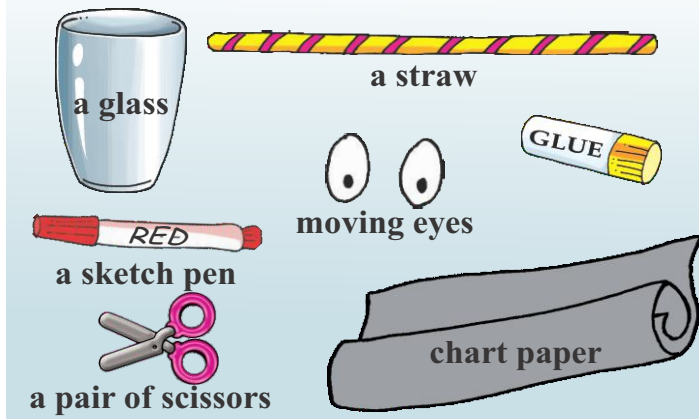


## Creative Activity

### Party Straws

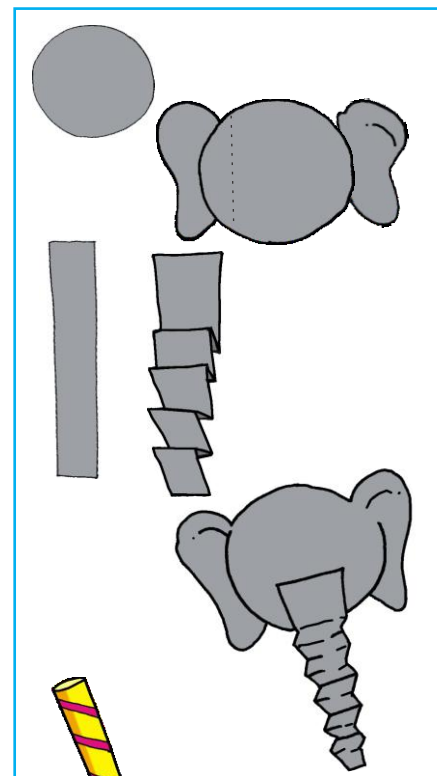
#### You will need:

- \* A grey chart paper
- \* A straw
- \* Moving eyes
- \* Glue
- \* A pair of scissors
- \* A red sketch pen
- \* A glass




#### Steps to design:

1. Cut a circle approximately the size of the base of a glass from the chart paper.
2. Cut two ears from the chart paper and paste them on either side of the circle.
3. Cut a strip of chart paper half an inch wide and the length of your index finger approximately.
4. Make small folds and then open (as shown in the picture).
5. Stick this as the trunk.
6. Stick moving eyes and make a smile with a red sketch pen.
7. Make small slits at the top and bottom of the elephant's face.
8. Insert the straw through the two slits.



**Additional Activity**  
Use your imagination to make attractive straws.



# A COLOURFUL WORLD



Red is the apple.

Blue is the rain.

Yellow is the Sun.

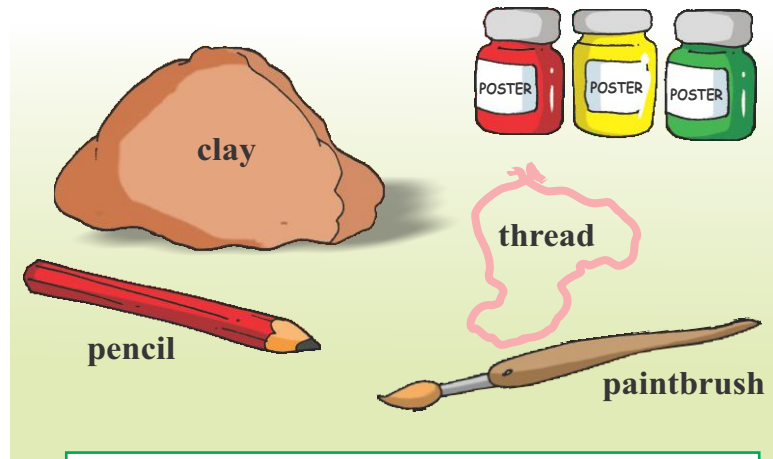
Black is the chuck, chuck train.

## Creative Activity

### My Colourful Necklace

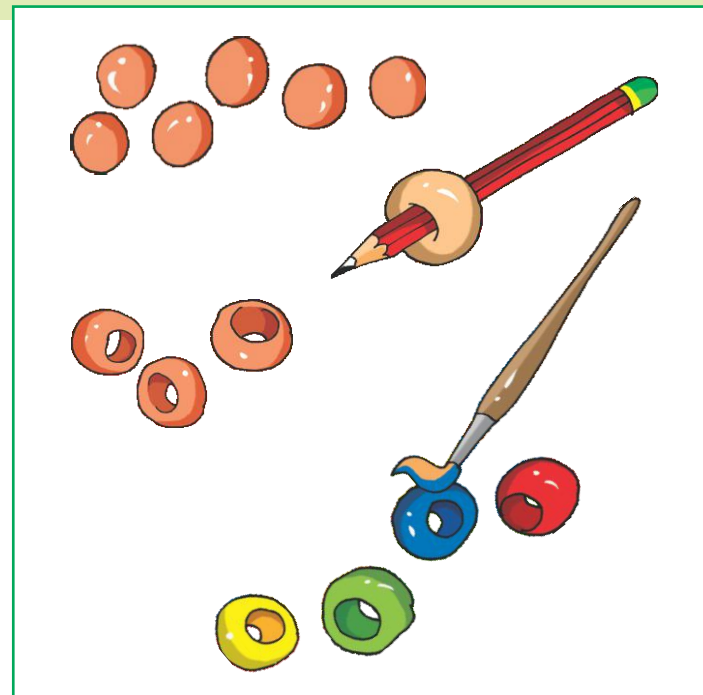
#### You will need:

- \* Clay
- \* A thread (stiff)
- \* Some poster colours
- \* A pencil
- \* A medium-size paintbrush



#### Steps to design:

1. Make small clay balls.
2. Make holes in the centre of the clay balls, with the help of a pencil. Let the clay balls dry.
3. When dry, paint each ball with different poster colours.
4. Take a stiff thread and string the clay balls together to make a necklace.



Additional Fun:  
Try making a  
matching bracelet.

